

V-KING



WIŚNIEWSKI

GATES | WINDOWS | DOORS | FENCES

V-KING INDUSTRIAL FOLDING GATE

Application: V-KING gate is a perfect solution for logistics centres, sea ports, airports and other industrial areas. The gate combines advantages of double-leaf gate and barrier, providing access control or traffic flow management.



SAFE

The gate as standard features 10 safety edges, two sets of photocells and two emergency safety switches. Compliance with EU Directives. Standard PN EN 13241-1 + A1:2012.



TRACKLESS

The gate is hung on posts by means of hinges and link arms. The gate requires no additional ground or overhead track.



HIGH-SPEED AND TROUBLE-FREE

Equipped with the fastest available DAAB automation which enables the speed of up to 1 m/s.



ROBUST CONSTRUCTION

The materials and solutions applied allow for the continuous operation of the gate. Drive for intensive operation.



Product description

General description

High-speed and durable V-KING gate. Opening/closing speed up to 1 m/s. The gate is dedicated for continuous operation, and equipped with durable DAAB automation and advanced EP 104 control unit. The gate is safe. It is available in single and double-leaf versions. Corrosion protected by hot-dip galvanising or Duplex system: hot-dip galvanising + polyester coating.

Application

Application: V-KING gate is a perfect solution for logistics centres, sea ports, airports and other industrial areas. The gate combines advantages of double-leaf gate and barrier providing access control or traffic flow management.

Technical characteristics

Gate leaf


Frame welded from 60x60 mm hollow sections in single-leaf gates up to 2950 mm wide and in double-leaf gates up to 5950 mm wide. Frame welded from 80x80 mm hollow sections in single-leaf gates from 3000 mm wide and double-leaf gates from 6000 mm wide. The leaves are folded and connected by units set on rolling bearings. Link rods and rod joints are made of stainless steel. The leaves feature stainless steel LOCINOX guiding cables. Receiver and roller are installed in the middle of the gate. The gate is available as double-leaf or single-leaf (left or right handed) version.






New

New system infills




Round tube section infill \varnothing 25mm welded to the structure.

Also available as an extended infill.



Closed box section infill 25x25mm, CARO arrangement, welded to the structure.

Also available as an extended infill.



Closed box section infill 30x18mm, welded to the structure.

Also available as an extended infill

Standard colours

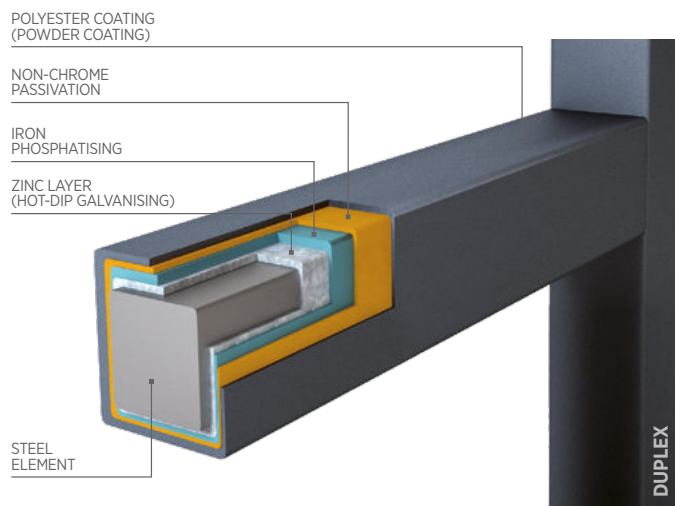
DUPLEX System

Combining hot-dip galvanising with powder coating in DUPLEX system ensures the extended durability of WIŚNIEWSKI fencing. Despite the weather conditions, we have a lasting peace of mind that WIŚNIEWSKI fencing will be visually appealing.

The gates are available in hot-dip galvanised, or galvanised and polyester coated version. The gates are available, as standard, in the colours as follows: RAL 5010, RAL 6005, RAL 7016, RAL 7030, RAL 9016, RAL 9005/MAT.

RAL 5010 Gentian blue	RAL 6005 Moss green	RAL 7016 Anthracite grey
RAL 7030 Stone grey	RAL 9016 Traffic white	RAL 9005/MAT Jet black

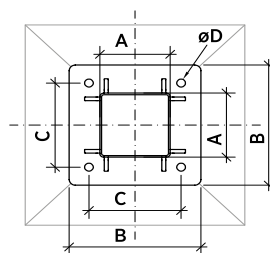
Note: The actual colours and gloss levels may vary from those shown in this brochure.





Gate post

For single-leaf gates up to 2950 mm wide and double-leaf gates up to 5950 mm wide, the post is made of 160x160 mm section, while for single-leaf gates from 3000 mm wide and double-leaf gates from 6000 mm wide, the post is made of 200x200 mm section.



DIMENSIONS OF GATE POST

A	B	C	D
Post made of 160x160 mm section	340	240	Ø20
Post made of 200x200 mm section	400	300	Ø24

Fig. 1 Post cross-section.

Automation

DAAB drive unit

V-KING gates are equipped with special-purpose automation manufactured by DAAB company. Operating speed is up to 1 m/s. Designation: intensive operation. In double-leaf gates of up to 7000 mm in width (Sj) and single-leaf gates of up to 3500 mm in width (Sj), MT type drive unit is applied. In double-leaf gates of above 7000 mm in width (Sj) and single-leaf gates of above 3500 mm in width (Sj), MK type drive unit is applied. The drives are installed on the main posts.

Torque is transmitted to the leaves by a system of arms. The control unit is DAAB's EP 104-1 or EP 104-2 installed in the cabinet rated IP 65. The control unit can be equipped with extra options to provide a wide selection of active and passive user's safety.

As an option, drives are available in stainless steel casing - type MTIH or MKIH.



DAAB drive unit - type MT



DAAB drive unit - type MK

Power output kW	Speed rpm	Current A	Gearing i	Output speed rpm	Torque Nm	Opening time sec
0.25	2800	0.45	750	3.80	275	8

Power output kW	Speed rpm	Current A	Gearing i	Output speed rpm	Torque Nm	Opening time sec
0.37	1400	0.93	400	3.49	450	8

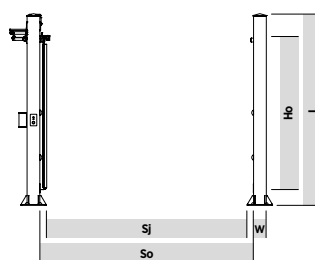
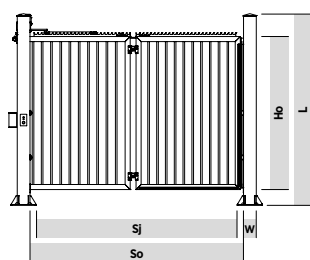


Gate dimensions and ordering dimensions. Installation dimensions.

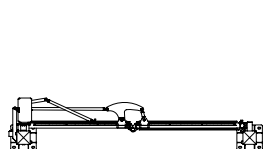
SINGLE-LEAF GATE



Gate ordering width Sj (clear width)	Gate height Ho	Width between posts	Leaf height from the driveway level	Post dimensions W	Post height L	Required space (without cabinet)	Required space (with DAAB cabinet)
1500 - 2950 mm (in min. 50 mm increments)	2000	Sj + 125	Ho + 250	160x160	2550	Sj + 750	Sj + 1225
	2100	Sj + 125	Ho + 250	160x160	2650	Sj + 750	Sj + 1225
	2200	Sj + 125	Ho + 250	160x160	2750	Sj + 750	Sj + 1225
	2300	Sj + 125	Ho + 250	160x160	2850	Sj + 750	Sj + 1225
	2400	Sj + 125	Ho + 250	160x160	2950	Sj + 750	Sj + 1225
	2500	Sj + 125	Ho + 250	160x160	3050	Sj + 750	Sj + 1225
3000 - 4000 mm (in min. 50 mm increments)	2000	Sj + 150	Ho + 250	200x200	2550	Sj + 900	Sj + 1350
	2100	Sj + 150	Ho + 250	200x200	2650	Sj + 900	Sj + 1350
	2200	Sj + 150	Ho + 250	200x200	2750	Sj + 900	Sj + 1350
	2300	Sj + 150	Ho + 250	200x200	2850	Sj + 900	Sj + 1350
	2400	Sj + 150	Ho + 250	200x200	2950	Sj + 900	Sj + 1350
	2500	Sj + 150	Ho + 250	200x200	3050	Sj + 900	Sj + 1350



Sj - clear width (ordering dimensions),
So - width between posts,
Ho - gate leaf height,
L - post height from the driveway level,
W - post dimensions.



V-KING right-handed single-leaf gate
closed



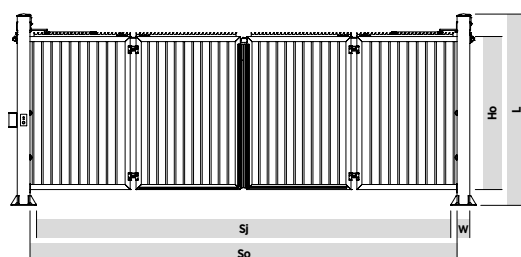
V-KING right-handed single-leaf gate
open



DOUBLE-LEAF GATE




Gate ordering width Sj (clear width)	Gate height Ho	Width between posts	Leaf height from the driveway level	Post dimensions W	Post height L	Required space (without cabinet)	Required space (with DAAB cabinet)
3000 - 5950 mm (in min. 50 mm increments)	2000	Sj + 250	Ho + 250	160x160	2550	Sj + 750	Sj + 1350
	2100	Sj + 250	Ho + 250	160x160	2650	Sj + 750	Sj + 1350
	2200	Sj + 250	Ho + 250	160x160	2750	Sj + 750	Sj + 1350
	2300	Sj + 250	Ho + 250	160x160	2850	Sj + 750	Sj + 1350
	2400	Sj + 250	Ho + 250	160x160	2950	Sj + 750	Sj + 1350
	2500	Sj + 250	Ho + 250	160x160	3050	Sj + 750	Sj + 1350
6000 - 10000 mm (in min. 50 mm increments)	2000	Sj + 300	Ho + 250	200x200	2550	Sj + 900	Sj + 1500
	2100	Sj + 300	Ho + 250	200x200	2650	Sj + 900	Sj + 1500
	2200	Sj + 300	Ho + 250	200x200	2750	Sj + 900	Sj + 1500
	2300	Sj + 300	Ho + 250	200x200	2850	Sj + 900	Sj + 1500
	2400	Sj + 300	Ho + 250	200x200	2950	Sj + 900	Sj + 1500
	2500	Sj + 300	Ho + 250	200x200	3050	Sj + 900	Sj + 1500



Sj - clear width (ordering dimensions),
So - width between posts,
Ho - gate leaf height,
L - post height from the driveway level,
W - post dimensions.



V-KING double-leaf gate closed



V-KING double-leaf gate open



Equipment

	SINGLE-LEAF V-KING folding gate	DOUBLE-LEAF V-KING folding gate
EXECUTION		
Corrosion protection: hot-dip galvanised	☑	☑
Corrosion protection: hot-dip galvanised + standard RAL colour (RAL 5010 gentian blue, RAL 6005 moss green, RAL 7016 anthracite grey, RAL 7030 stone grey, RAL 9016 traffic white, RAL 9005/MAT jet black)	☑	☑
Powder coated in any RAL colour	●	●
Anti-climb spikes	●	●
AUTOMATION AND CONTROL DEVICES		
DAAB's MT type drive unit for double-leaf gates of up to 7000 mm in width (Sj) and single-leaf gates of up to 3500 mm in width (Sj)	☑	☑
DAAB's MK type drive unit for double-leaf gates of above 7000 mm in width (Sj) and single-leaf gates of above 3500 mm in width (Sj)	☑	☑
DAAB's MTIH and MKIH type drive units in stainless steel casing	●	●
Safety edge (10 pcs.)	—	☑
Safety edge (5 pcs.)	☑	—
Photocells, 2 sets	☑	☑
Additional photocells*	●	●
Two-channel remote controls (2 pcs.)	☑	☑
Additional remote controls	●	●
Key switch with emergency safety switches (stop button from the outside, and emergency push button from the inside)	☑	☑
Flashing light (1 pcs.)	☑	☑
Traffic light*	●	●
Rotating flashing beacon*	●	●
Induction loop detector*	●	●
GSM control system	●	●
External coded lock	●	●
Magnetic card reader (proximity cards or keyfobs)	●	●
DIRECTIVES AND STANDARDS	V-KING gates are CE-marked according to 2006/95/EC; 2004/108/EC directives, and meet the EN 13241-1 requirements.	

*) Additional modules are required.

☑ Standard equipment. ● Option. — Not applicable.



Reference projects



V-KING INDUSTRIAL FOLDING GATE

- Infill: 25x25 mm hollow section infill
- Corrosion protection: hot-dip galvanised
- Colour: RAL 7016



V-KING INDUSTRIAL FOLDING GATE

- Infill: 25x25 mm hollow section infill
- Corrosion protection: hot-dip galvanised

Create the complex industrial fencing system



WIŚNIEWSKI fencing is a system solutions which ensure the complex perimeter protection. Our offer of modern steel fences, section-infill fences and welded wire mesh fences is dedicated for the house-building and for industry. The fences provide durability and high quality combined with elegance and style. WIŚNIEWSKI complex solutions give you a peace of mind especially when you need to enclose your property and ensure it is safe and visually appealing. **Take advantage of the whole offer and create your unique fencing.**



System fence with V-KING double-leaf gate with 25x25 mm hollow section infill



System fence with V-KING double-leaf gate with Vega 2D Super welded mesh infill

