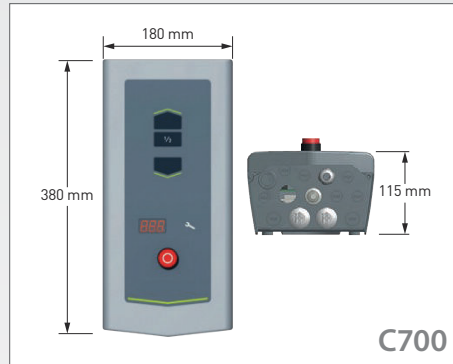


I-18P INSULATED SECTIONAL DOOR






DIMENSIONS AND INSTALLATION REQUIREMENTS



Technical Datasheet



All manual doors can be upgraded with electric motors and automation.

TYPE OF TRACK	DLW*	DLH*	HEAD-ROOM	SIDE CLEARANCE				DEPTH
				Manually	Manual chain hoist Model K up to 400 kg	Electric drive		
						Direct drive		
		IDO7 IDO1HD	ICH (Integrated Chain Hoist)					
SL 	≤ 8000	≤ 6000	485 510	132 mm	+80 or +146mm depending on type	270 mm	+ 40 mm	DLH + 850 mm
LL 	≤ 8000	≤ 6000	305/340*	132 mm	+96 or +146mm depending on type	304 mm	+ 40 mm	DLH + 1360 mm
		* Doorweight > 250 kg						
HL 	≤ 8000	≤ 6000	HL + 320/370*	132 mm	+80 or +146mm depending on type	270 mm	+ 40 mm	DLH-HL + 990 mm
		* if HL > 3321 mm HL as VL mounted on a carrier (HL at least 1500 mm) (DLW < 6000)						
HHL 	≤ 8000	≤ 6000	285	132 mm	+80 or +146mm depending on type	304 mm	+ 40 mm	DLH-HL + 1350 mm
VL 	≤ 8000	≤ 5500	DLH + 365	110 mm	+106 or +168mm depending on type	+ 312 mm	+ 40 mm	660 mm

* DLW= Daylight Width / DLH = Daylight Height



All indicated dimensions are net; the space necessary for mounting and maintenance has to be provided.
Reduced dimensions: upon request.
REMARK: Based on the risk analysis of the environment, extra push buttons, detectors and covers might be required.

Access our Public Configurator
to design your next Dynaco door.



I-18P INSULATED SECTIONAL DOOR

Designed for



Dynaco offers a wide range of products for several industrial applications.
Find out more on www.dynacodoor.com.

Performance	
OPENING/CLOSING SPEED	IDO7 operator: 0,25 m/s IDO7 HD operator: 0,18 m/s IDO7 2H operator: opening 0,5 m/s, closing 0,25 m/s
LIFE TIME EXPECTATIONS	Door: 200.000 door cycles or 10 years (if service/replacement program is performed) Springs: 20.000 door cycles
RESISTANCE TO WIND LOAD, EN12424	Class 3 (≤ 4250 mm DLW*) (Higher classes on request)
THERMAL TRANSMITTANCE, EN12428	0,46 W/(m ² .K) Steel door, full panel (door surface 5000 x 5000 mm). Thermal calculations on exact door sizes and configurations are available on request
RESISTANCE TO WATER PENETRATION, EN12425	Class 3
AIR PERMEABILITY, EN12426	Class 3
ACOUSTIC INSULATION, EN ISO 10140-2	R - 24 dB

*DLW = Daylight width

Characteristics																													
MAX. SIZE	W 8000 x H 6000 mm (larger sizes available on request)																												
PANEL THICKNESS	82 mm																												
PANEL MATERIAL	Microrilled steel																												
FILLING	CFC-free polyurethane, flame retardant DIN 4102-B2																												
WEIGHT	Steel: 15 kg/m ²																												
COLOUR OUTSIDE	13 standard RAL colours. The RAL-colours are as close as possible to the official RAL HR collection.																												
	<table border="0"> <tr> <td>RAL 1021</td> <td></td> <td>RAL 8017</td> <td></td> </tr> <tr> <td>RAL 3000</td> <td></td> <td>RAL 9002</td> <td></td> </tr> <tr> <td>RAL 5010</td> <td></td> <td>RAL 9005</td> <td></td> </tr> <tr> <td>RAL 6005</td> <td></td> <td>RAL 9006</td> <td></td> </tr> <tr> <td>RAL 7016</td> <td></td> <td>RAL 9007</td> <td></td> </tr> <tr> <td>RAL 7021</td> <td></td> <td>RAL 9010</td> <td></td> </tr> <tr> <td>RAL 7024</td> <td></td> <td></td> <td></td> </tr> </table>	RAL 1021		RAL 8017		RAL 3000		RAL 9002		RAL 5010		RAL 9005		RAL 6005		RAL 9006		RAL 7016		RAL 9007		RAL 7021		RAL 9010		RAL 7024			
RAL 1021		RAL 8017																											
RAL 3000		RAL 9002																											
RAL 5010		RAL 9005																											
RAL 6005		RAL 9006																											
RAL 7016		RAL 9007																											
RAL 7021		RAL 9010																											
RAL 7024																													
COLOUR INSIDE	RAL 9002																												
TRACK TYPES*	Standard: SL Optional: HL, LL, VL, HHL																												
WINDOWS	Optional: FARP (Four layer Acrylic Rectangular Polycarbonate)																												
ELECTRICAL OPERATION	Optional: automated operation, access control, safety functions																												

* See images

Section options



Windows

Several variations of windows in different materials with burglar resistant frames are available.
FARP = Four layer Acrylic Rectangular Polycarbonate

Types of track



Dynaco Europe NV
Waverstraat 21 B-9310 Moorsel-Aalst (Belgium)
Tel. +32 53 72 98 98 info@dynacodoor.com
www.dynacodoor.com

About Dynaco

Dynaco is the world leader in high speed door technology. It offers state of the art solutions for both commercial and industrial applications, including sectional overhead doors.

Founded in 1987, Dynaco has acquired an extensive expertise in high performance doors. Yet it continues to invest in order to exceed your expectations of quality and performance. A network of certified and dedicated partners ensures an optimal service to customers all over Europe.

Dynaco is part of the ASSA ABLOY Group, the world leader in access solutions. Every day, we help billions of people experience a more open world.